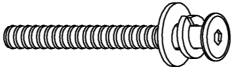



ASSEMBLY INSTRUCTIONS


MODEL : 097-00001

IMPORTANT NOTE :

- * PLACE ALL WOODEN PARTS ON A CLEAN AND SMOOTH SURFACE SUCH AS A RUG OR CARPET TO AVOID THE PARTS FROM BEING SCRATCHED.
- * BEFORE YOU BEGIN, KINDLY FOLLOW THE ASSEMBLY INSTRUCTIONS STEP BY STEP.

HARDWARE LIST			
A	JCBB M8 x 80mm + S/W 5/16" + F/W 5/16" x 22mm		8PCS
B	ALLEN KEY M5		1PC

PART LIST		
1	TABLE TOP	1PC
2	TABLE LEG	4PCS



COMPLETED TABLE ASSEMBLY.

