
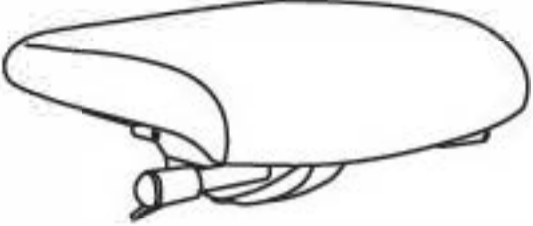
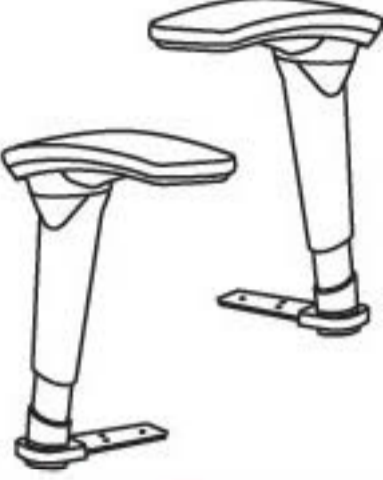
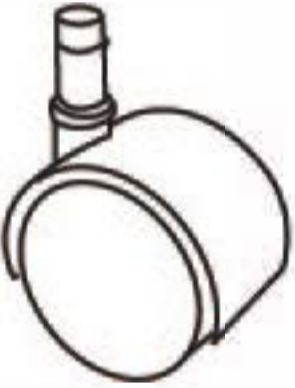










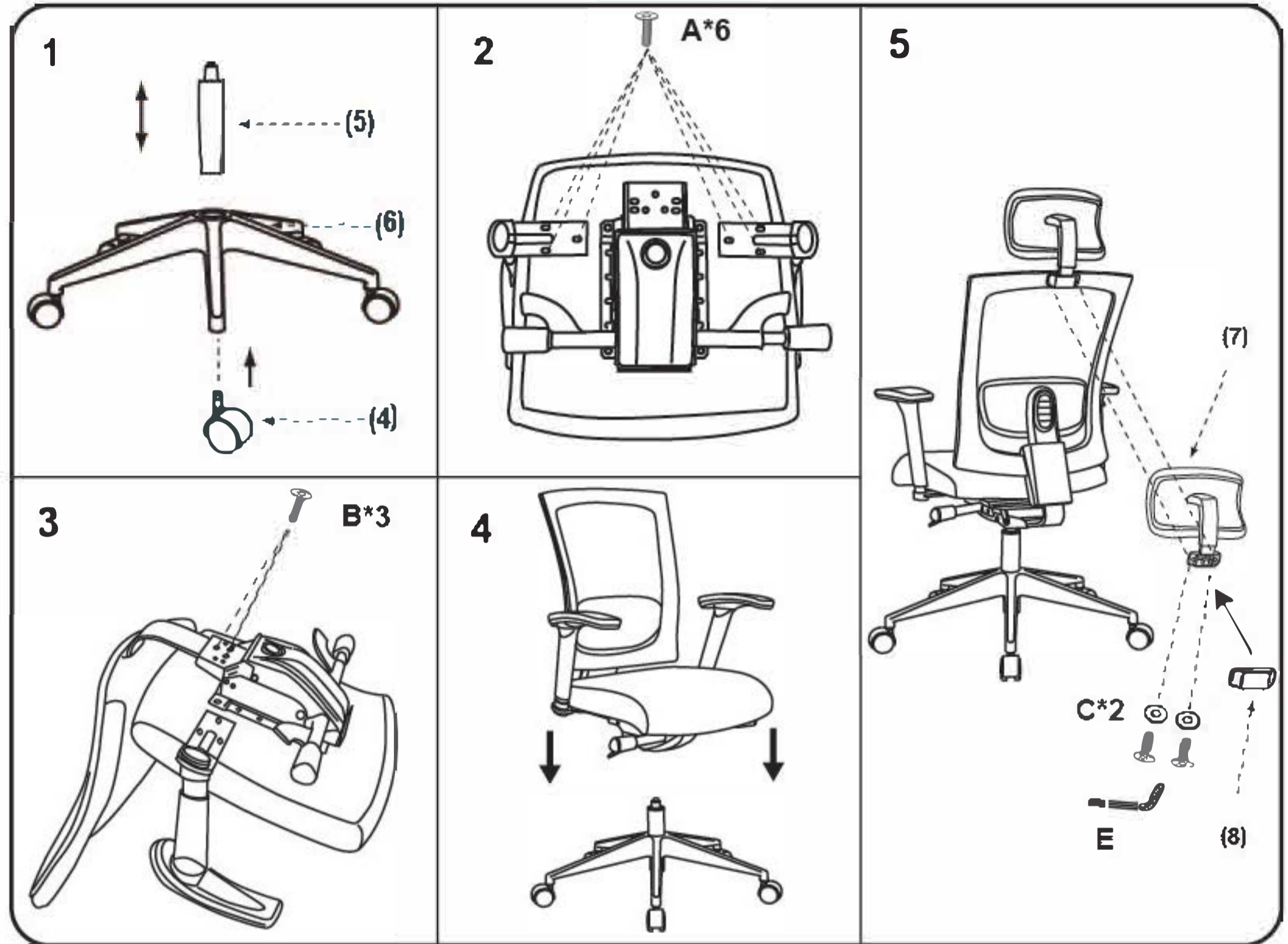


(1)x1	(2)x1	(3)x1 (L)x1 (R)
		
Back Cushion	Seat Cushion & Mechanism	Left-Arm Right Arm
(4)x 5	(5)x1	(6)x1
		
Caster	Gas Lift	Base
(7)x1	(8)x1	
		
		Decorative cover: If you don't need a headrest, please install the decorative cover in the hole behind the backrest
(A)*6		M6*25 Arm Screws
(B)*3		M8*18 Back Bar Screws
(C)*2		M6*14 Headrest Screws
(D)*1		(E)*1 



Insert and loosely tighten all screws. When assembly is completed, fully tighten all screws before using. This chair is only intended for sitting. Any other use will void the warranty.



CY047HR-5