










ASSEMBLING INSTRUCTION



NO.	PARTS LIST	QTY PCS
A		2
B		2
C		1
D	 φ12xφ6.5x1.0	16
E	 M6x35	8
F	 M6x55	8
G		1
H		16

